

# DUCATI HYPERMOTARD 950 / SP '19 -

## M O U N T I N G I N S T R U C T I O N S

REF 3634

WINDSHIELD NEW GENERATION SPORT



1 Person



25 min



EASY



ALLEN



Nº 6  
Nº 3

ID.	PIEZA/PART	DESCRIPCIÓN	DESCRIPTION	QTY.	REF.:
1		Cúpula	Screen	1	3634F/H/N/WM3
2		Soporte metálico derecho ( R )	Right metal support ( R )	1	SOPOR2P2-R-3634
3		Soporte metálico izquierdo ( L )	Left metal support ( L )	1	SOPOR2P2-L-3634
4		Casquillo Ø8,5x Ø13x 15	Ø8,5x Ø13x 15 bush	4	CASQUI-M----614
5		Tornillo DIN 912 M8x45	DIN912 M8x45 screw	4	TORNI-AD912-508
6		Silentblock M5	M5 silentblock	4	SILENBTM5-046/1
7		Tornillo allen M5x16 Ø11 ISO 7380	M5x16 Ø11 ISO 7380 allen screw	4	TORNI-I7380-493
8		Arandela de nylon M5x1	M5x1 nylon washer	4	ARNV0000000245
9		Tapón tornillo M5 ISO 7380	M5 ISO 7380 allen screw cap	4	TAPON-----85

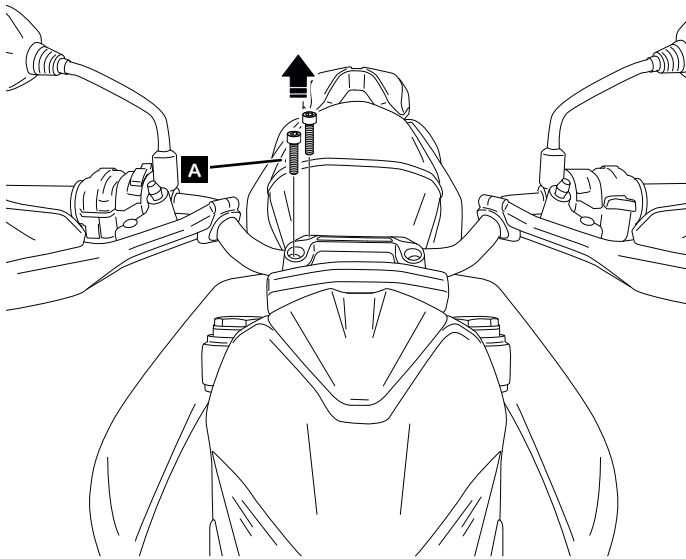
# DUCATI HYPERMOTARD 950 / SP '19 -

INSTRUCCIONES DE MONTAJE - MOUNTING INSTRUCTIONS - MONTAGEANLEITUNG

**1**

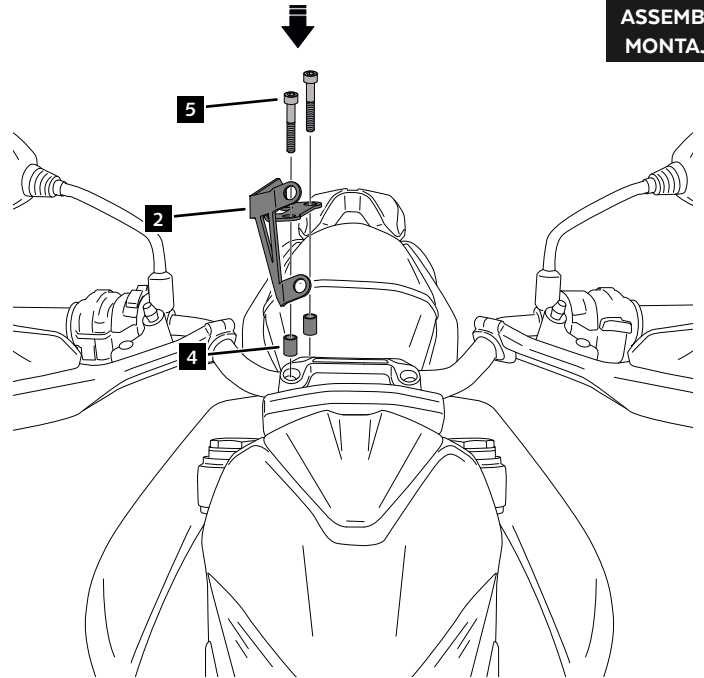
**DISASSEMBLY  
DESMONTAJE**

**A** Tornillería original  
Original screw



**2**

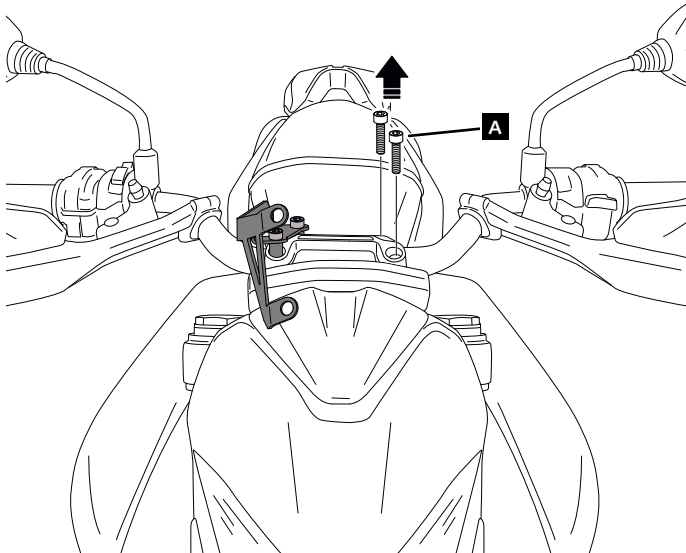
**ASSEMBLY  
MONTAJE**



**3**

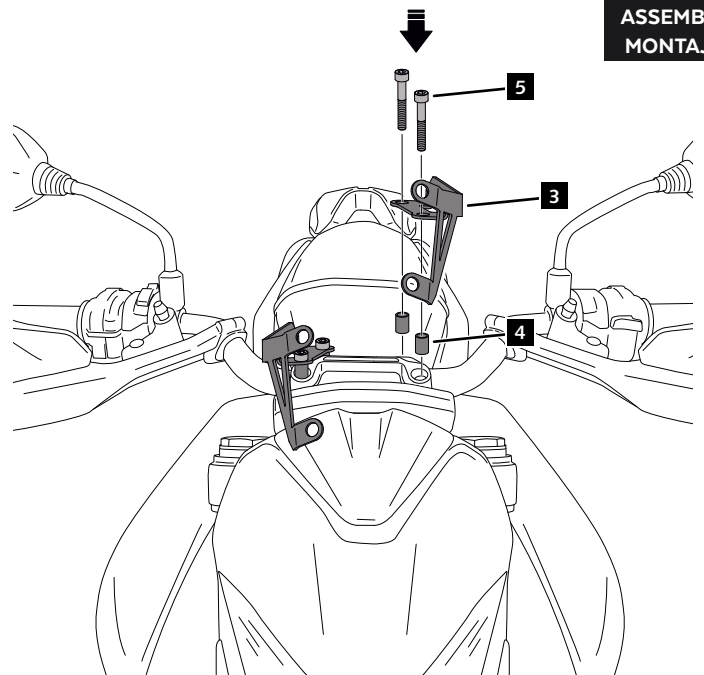
**DISASSEMBLY  
DESMONTAJE**

**A** Tornillería original  
Original screw



**4**

**ASSEMBLY  
MONTAJE**

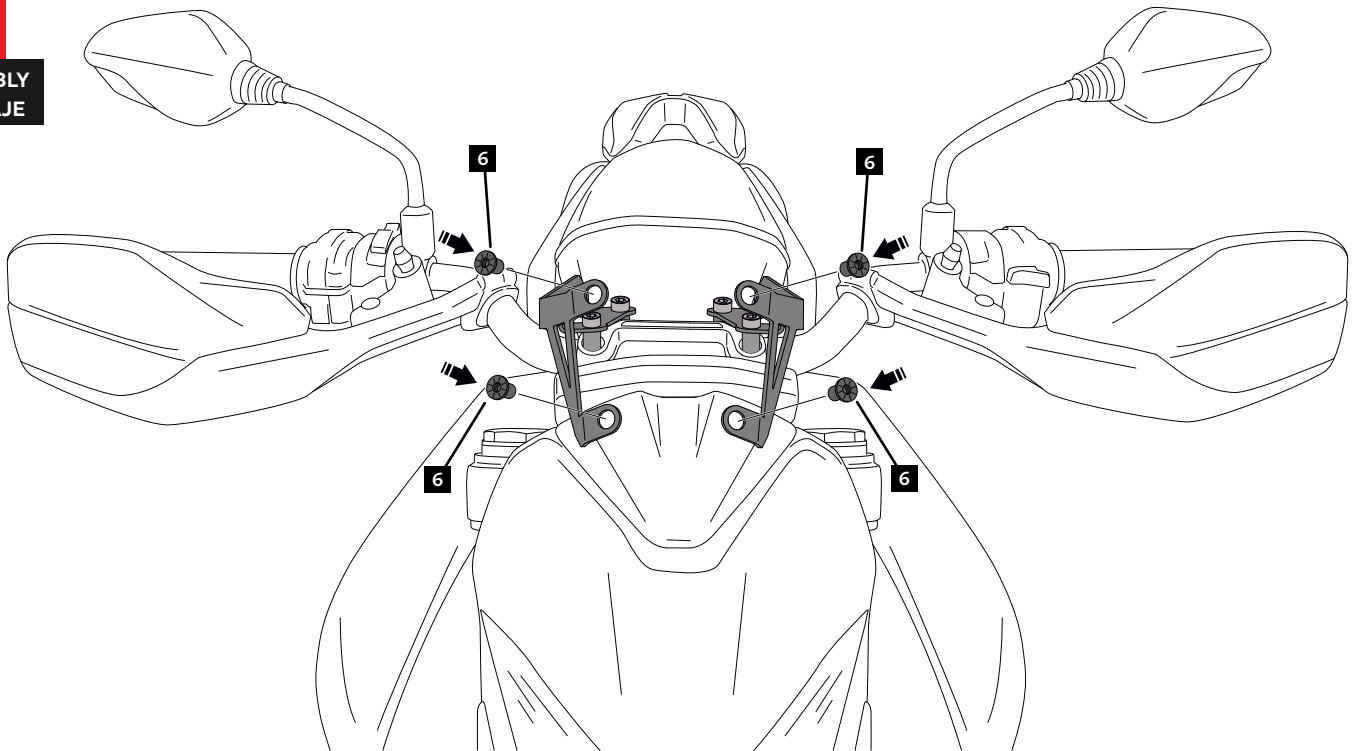


## DUCATI HYPERMOTARD 950 / SP '19 -

INSTRUCCIONES DE MONTAJE - MOUNTING INSTRUCTIONS - MONTAGEANLEITUNG

**5**

ASSEMBLY  
MONTAJE



**6**

ASSEMBLY  
MONTAJE

